

**EMMANUEL MISSION SR SEC SCHOOL, BEAWAR**  
**ONLINE CLASSES**  
**WEEK – 8 (13.07.2020)**  
**CLASS – II**

\*\*\*\*\*

**CLASS - II (Week 8)**

English I: Kindly see below

Hindi II: Kindly see below

Mathematics: Kindly see below

General Science: Kindly see below

Social Studies: Kindly see below

Computer: Kindly see below

General Knowledge: Kindly see below

Physical Education: <https://youtu.be/ZKSc3gtVUkk>

Music (Guitar): <https://youtu.be/T1j0FFWRN5A>

Music (Keyboard): <https://youtu.be/SkH6sYtTc2o>

Health & Sanitation: <https://youtu.be/-pVRP0yws08>

Art Education: <https://youtu.be/dAPNRhmPOMM>

\*\*\*\*\*

# EMMANUEL MISSION SR SEC SCHOOL, BEAWAR

## ENGLISH – I

### CLASS – II

#### Chapter -2

#### Grandpa Farouk's Garden

##### Exercise-

A. Tick ( ✓ ) the correct answers.

1. What did Grandpa Farouk And Amir do in the garden?

- a. They collected ladybirds.
- b. They watered the plants.
- c. They worked together and ate fruits.

Ans. (c)

2. The pests in Grandpa Farouk's garden were

- a. helping the garden grow.
- b. eating all the plants.
- c. eating the ladybirds in the garden.

Ans. (b)

3. "You've done well, oh my boy, you've done so well." What did Amir do?

- a. Amir helped water the plants in the garden.
- b. Amir collected nine pests for the garden.
- c. Amir collected ladybirds that would eat all the pests.

Ans. (c)

A. Rewrite these sentences as shown-

- |                            |                             |
|----------------------------|-----------------------------|
| 1. He is a tall boy.       | <u>The boy is tall.</u>     |
| 2. It was a long scarf.    | <u>The scarf was long.</u>  |
| 3. It is a small plant.    | <u>The plant is small.</u>  |
| 4. She is a quiet girl.    | <u>The girl is quiet.</u>   |
| 5. That was a funny story. | <u>The story was funny.</u> |

B. Complete the sentence with any suitable word.

- 1. The food at the restaurant is tasty.
- 2. My friend Lekha is always late.
- 3. The water in the pool is cool.
- 4. Your story is interesting.
- 5. The sand on the beach is dirty.

Q. Complete these sentences with the words in the box.

couldn't believe it	work together	spend time	without saying a word	do something
---------------------	---------------	------------	-----------------------	--------------

- 1. Mary was shocked to hear the news.  
She couldn't believe it.
- 2. I visit my grandmother every week.  
I love to spend time with her.
- 3. Vishal and I are on the same team.  
We work together on projects in class.
- 4. Shilpa did not say anything. She left without saying a word.
- 5. This kitten looks lost. We should do something about it.

## Question Answers

**Q.1 What did Amir like about Grandpa Farouk's garden?**

**Ans.** Amir loved to eat the fruits in the garden and also loved to spend time with his Grandpa.

**Q.2 "My garden is dying". Why was Grandpa's garden dying?**

**Ans.** Grandpa's garden was dying because some pests were eating the plants.

**Q.3 What could Grandpa and Amir do to save the garden?**

**Ans.** Amir collected nine ladybirds then Grandpa and Amir put them in the garden to save the plants.

**Q.4 "I'll bring you a bug or two", said Amir.**

**a. Which bugs were these?**

**Ans.** These bugs were ladybirds.

**b. How many bugs did Amir actually bring?**

**Ans.** Amir actually brought nine bugs.

**c. What does this tell us about Amir?**

**Ans.** By this, we can know about Amir that he took care of his Grandpa and his garden.

**Q.5 Where did Amir find the ladybirds? How many did he find in each place?**

a. Where- in the grass. How many- two.

b. Where- on leaf. How many- three.

c. Where- at the park. How many- four.

**Q.6 How did Amir take care of the ladybirds he had collected?**

**Ans.** Amir put the ladybirds in the garden where they could eat many pests.

# EMMANUEL MISSION SR SEC SCHOOL, BEAWAR

## HINDI – II

## CLASS – II

### पाठ – 2 : वर्ण – विचार

(लिखित)

प्रश्न 1 सही उत्तर पर (✓) का चिह्न लगाइए –

(क) वर्णमाला किसे कहते हैं ?

(अ) शब्दों के व्यवस्थित समूह को ☐ (ब) वर्णों के व्यवस्थित समूह को ☒

(ख) भाषा की सबसे छोटी इकाई कौन-सी है ?

(अ) शब्द ☐ (ब) वर्ण ☒

(ग) निम्नलिखित में संयुक्त व्यंजन कौन-सा हैं ?

(अ) क्ष ☒ (ब) क ☒

(घ) दो व्यंजनों से मिलकर बने व्यंजन को क्या कहते हैं ?

(अ) संयुक्त व्यंजन ☒ (ब) वर्ण ☐

(ङ) हिन्दी में वर्ण के कितने भेद होते हैं ?

(अ) दो ☒ (ब) तीन ☐

प्रश्न 2 नीचे लिखे शब्दों को ध्वनि के अनुसार लिखो :-

- |              |   |  |
|--------------|---|--|
| (1) विद्यालय | = | व् + इ + द् + य् + आ + ल् + अ + य् + अ |
| (2) किताब    | = | क् + इ + त् + आ + ब् + अ               |
| (3) शेर      | = | श् + ए + र् + अ                        |
| (4) गुड़िया  | = | ग् + उ + ड् + इ + य् + आ               |
| (5) शोभा     | = | श् + ओ + भ् + आ                        |
| (5) खटिया    | = | ख् + अ + ट् + इ + य् + आ               |

प्रश्न 3 निम्नलिखित प्रश्नों का उत्तर लिखकर दीजिए –

(क) वर्ण किसे कहते हैं ? उसके कितने भेद होते हैं ?

उत्तर:- भाषा की वह सबसे छोटी इकाई, जिसके टुकड़े नहीं किए जा सकते वर्ण या अक्षर कहलाती हैं। वर्ण के दो भेद होते हैं।

(ख) स्वर और व्यंजन में क्या अंतर होता है ?

उत्तर:- स्वर का उच्चारण बिना किसी वर्ण की सहायता से किया जाता है। व्यंजन का उच्चारण स्वर की सहायता से किया जाता है।

(ग) वर्णमाला किसे कहते हैं ?

उत्तर:- वर्णों के समूह को वर्णमाला कहते हैं।

(घ) संयुक्त व्यंजन किसे कहते हैं ?

उत्तर:- दो व्यंजनों से मिलकर बने व्यंजन संयुक्त व्यंजन कहलाते हैं।

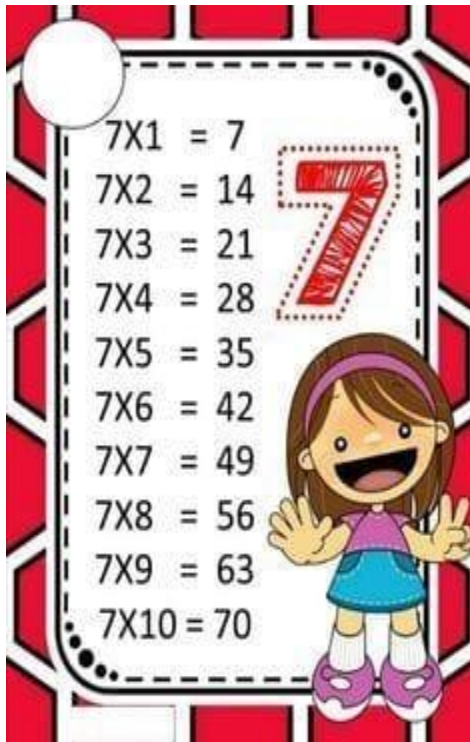
**EMMANUEL MISSION SR SEC SCHOOL, BEAWAR**  
**MATHEMATICS**  
**CLASS – II**  
**Tables from 6 to 10**

---



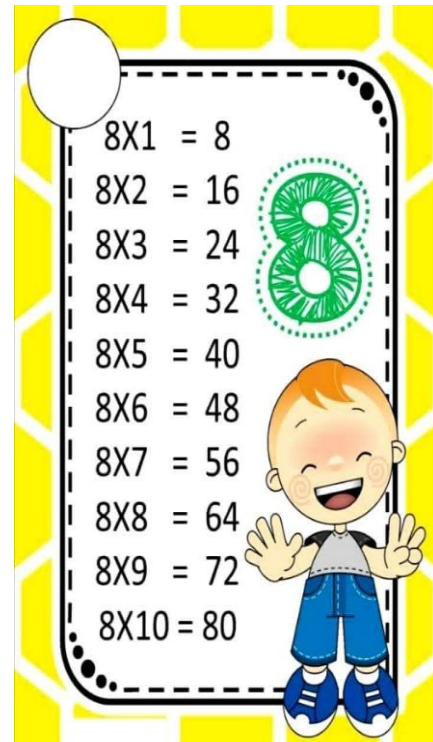
A multiplication table for the number 6. The table is set against a pink and teal geometric background. It features a large, stylized purple number 6. A cartoon boy with brown hair, wearing a green shirt and blue pants, is standing at the bottom right. The table lists the following multiplication facts:

$6 \times 1 = 6$
$6 \times 2 = 12$
$6 \times 3 = 18$
$6 \times 4 = 24$
$6 \times 5 = 30$
$6 \times 6 = 36$
$6 \times 7 = 42$
$6 \times 8 = 48$
$6 \times 9 = 54$
$6 \times 10 = 60$



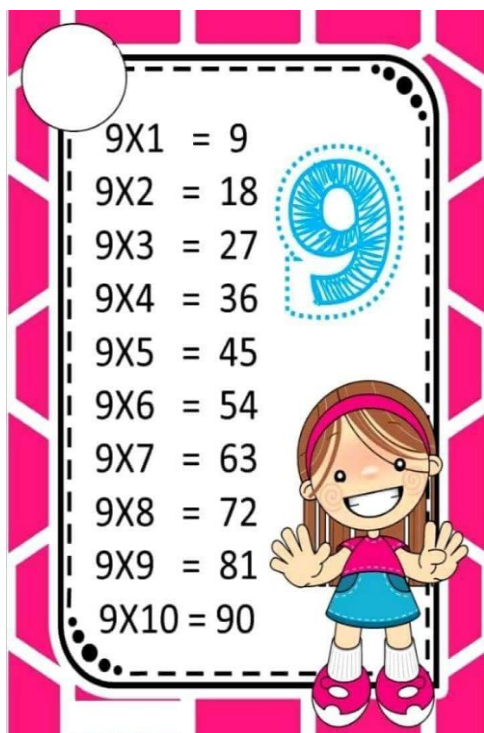
A multiplication table for the number 7. The table is set against a red and black geometric background. It features a large, stylized red number 7. A cartoon girl with brown hair, wearing a purple shirt and blue skirt, is standing at the bottom right. The table lists the following multiplication facts:

$7 \times 1 = 7$
$7 \times 2 = 14$
$7 \times 3 = 21$
$7 \times 4 = 28$
$7 \times 5 = 35$
$7 \times 6 = 42$
$7 \times 7 = 49$
$7 \times 8 = 56$
$7 \times 9 = 63$
$7 \times 10 = 70$



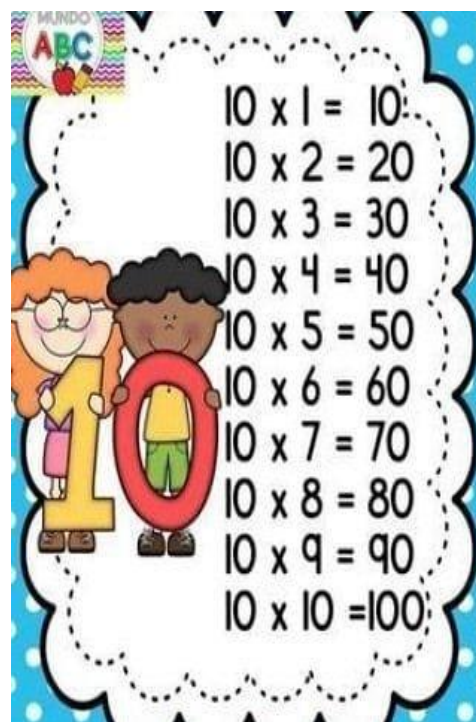
A multiplication table for the number 8. The table is set against a yellow and black geometric background. It features a large, stylized green number 8. A cartoon boy with orange hair, wearing a grey shirt and blue pants, is standing at the bottom right. The table lists the following multiplication facts:

$8 \times 1 = 8$
$8 \times 2 = 16$
$8 \times 3 = 24$
$8 \times 4 = 32$
$8 \times 5 = 40$
$8 \times 6 = 48$
$8 \times 7 = 56$
$8 \times 8 = 64$
$8 \times 9 = 72$
$8 \times 10 = 80$



A multiplication table for the number 9. The table is set against a pink and black geometric background. It features a large, stylized blue number 9. A cartoon girl with brown hair, wearing a pink shirt and blue skirt, is standing at the bottom right. The table lists the following multiplication facts:

$9 \times 1 = 9$
$9 \times 2 = 18$
$9 \times 3 = 27$
$9 \times 4 = 36$
$9 \times 5 = 45$
$9 \times 6 = 54$
$9 \times 7 = 63$
$9 \times 8 = 72$
$9 \times 9 = 81$
$9 \times 10 = 90$



A multiplication table for the number 10. The table is set against a blue background with white polka dots. It features a large, stylized yellow number 1 and a red number 0. Two cartoon children, a girl with orange hair and a boy with black hair, are standing next to the numbers. The table lists the following multiplication facts:

$10 \times 1 = 10$
$10 \times 2 = 20$
$10 \times 3 = 30$
$10 \times 4 = 40$
$10 \times 5 = 50$
$10 \times 6 = 60$
$10 \times 7 = 70$
$10 \times 8 = 80$
$10 \times 9 = 90$
$10 \times 10 = 100$

**EMMANUEL MISSION SR SEC SCHOOL, BEAWAR**  
**SCIENCE**  
**CLASS – II**  
**CHAPTER - 4 : Wild Animals**

---

**A. Tick the correct answers.**

**1. This animal lives on ground.**

a. Lion      b. Fish      c. Octopus      **ANS. a. Lion**

**2. This animal eats only plants.**

a. Zebra      b. Lion      c. Bear.      **ANS. a. Zebra**

**3. This animal does not eat the flesh of other animals.**

a. Tiger      b. Wolf      c. Cow      **ANS. c. Cow**


**B. Who am I ?**

1. I have a long neck to eat leaves from tall trees,      **Giraffe.**


2. I live in the ground.      **Rabbit.**

3. I am the king of the jungle, I roar loudly.      **Lion**

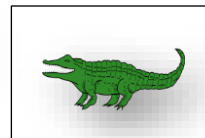
**C. Circle the odd one out.**




**We eat the flesh of other animals.**



**We eat plants and the flesh of other animals**



**We live on land**



**We live in water**

**D. Answer these questions.**

**Q1. What are wild animals ?**

**ANS:** Animals that live in freely in their surrounding are called wild animals.

**Q2. Name the places where wild animals live ?**

**ANS:** Wild animals live in or on the ground and on tress in or near the water.

**Q3. Name two wild animals that eat only plants ?**

**ANS:** 1. Deer      2. Zebra

**Q4. Name two wild animals that eat flesh of other animals?**

**ANS:** 1. Lion      2. Tiger

**EMMANUEL MISSION SR SEC SCHOOL, BEAWAR**  
**SOCIAL STUDIES**  
**CLASS – II**  
**Chapter - 4 : Clothes**

---

**A. Underline the correct words.**

- |   |                  |
|---|------------------|
| 1. We wear cotton clothes in <b>summer</b> / winter.                                    | Ans :- summer    |
| 2. We get wool from <b>sheep</b> / goat.  | Ans :- sheep     |
| 3. We get silk from <b>silkworm</b> / earthworm.  | Ans :- silkworm  |
| 4. Cloth made from nylon, rayon or polyester is called <b>simple</b> / synthetic cloth. | Ans :- Synthetic |
| 5. One who sells clothes is called a <b>dyer</b> / draper.                              | Ans :- draper    |

**B. Fill in the blanks. Choose words from the box.**

1. We wear different clothes in different seasons
2. Wool is the hair of sheep.
3. A uniform is worn by the people who do special jobs.
4. A tailor stitches cloth.

**C. Match the following.**

- |           |                  |   |
|-----------|------------------|---|
| 1. Cotton | (a) Silkworm     | 3 |
| 2. Rain   | (b) Synthetic    | 4 |
| 3. Silk   | (c) Cotton plant | 1 |
| 4. Nylon  | (d) Sells cloth  | 5 |
| 5. Draper | (e) Umbrella     | 2 |

**D. Answer the following questions.**

**Q. 1: Why do we wear clothes ?**

Ans : We wear clothes to protect us from heat, cold, rain and dust.

**Q. 2 : Why do wear cotton clothes in summer ?**

Ans : We wear cotton clothes in summer because they are very light and keep us cool.

**Q. 3: Where do we get wool from? How is it made?**

Ans : We get wool from sheep. Wool is the hair of sheep. It is spun into yarn and than woven into cloth.



**EMMANUEL MISSION SR SEC SCHOOL, BEAWAR**  
**COMPUTER**  
**CLASS – II**  
**EVALUATION SHEET – 1**  
**Based on chapter ( 1, 2 and 3)**

---

**EXERCISES**

1. Tick (✓) the correct answer and write on the blank lines.

- a. \_\_\_\_\_ is a small computer that can be kept in our lap.  
i. Laptop ☐ ii. Palmtop ☐ iii. Desktop ☐
- b. \_\_\_\_\_ is the computer kept on the desk.  
i. Laptop ☐ ii. Palmtop ☐ iii. Desktop ☐
- c. \_\_\_\_\_ has no thinking power.  
i. Computer ☐ ii. Boy ☐ iii. Girl ☐
- d. This part of the computer is used to take a printout on the \_\_\_\_\_.  
i. Microphone ☐ ii. Printer ☐ iii. Speaker ☐
- e. The computer works on the principle of \_\_\_\_\_.  
i. IOP ☐ ii. POI ☐ iii. OIP ☐

Answer :- a. Laptop b. Desktop c. Computer d. Printer e. IPO  
• Options of e. Are wrong

2. Choose the correct word from the options given below.

Input , Monitor, machine ,wires, output

- a. All parts of a computer should be interconnected with \_\_\_\_\_ to make them work.
- b. A \_\_\_\_\_ is also called a Visual Display Unit.
- c. The final result or meaningful information is called \_\_\_\_\_.
- d. \_\_\_\_\_ devices help to enter any data and instructions into the computer.
- e. A computer is a \_\_\_\_\_.

Ans. a. Wires b. Monitor c. Output d. Input e. Machine

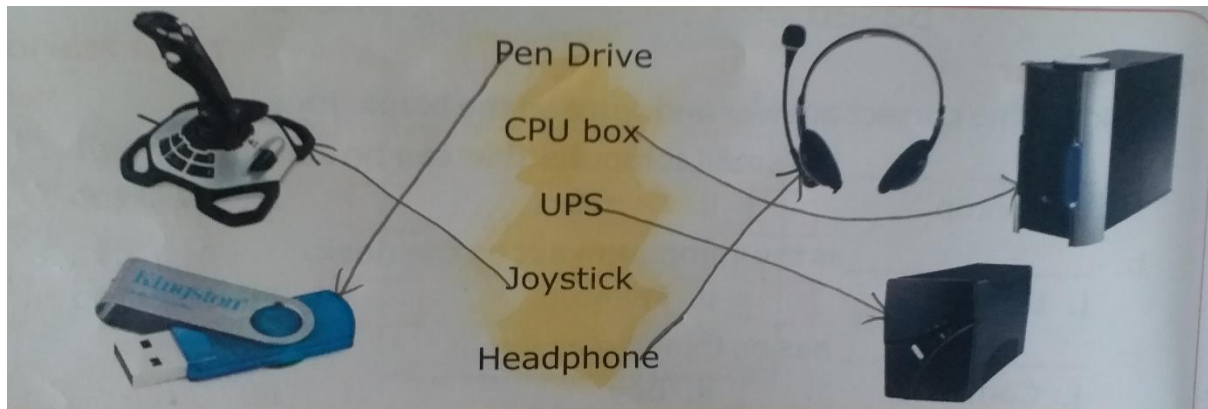
3. State whether the following statements are True or False :

- a. Computer is a slow machine. ☐
- b. A computer always gives correct results. ☐
- c. You can give orders to a computer to do work. ☐
- d. A computer can take its own decision. ☐
- e. Palmtop computers are small computers that can be kept in our lap. ☐

Ans. a. False b. True c. True d. False e. False



4. Match the name of computer part with the pictures correctly.



5. Answer the following questions :

a. Name any four main parts of a computer.

Ans. 1. Keyboard    2. Monitor    3. Mouse    4. CPU box

b. Write four qualities of a computer which makes it so special.

Ans. 1. Easily    2. Quickly    3. Accurate    4. Never forgets

EMMANUEL MISSION SR SEC SCHOOL, BEAWAR  
GENERAL KNOWLEDGE  
CLASS – II

Chapter – 1 : Saying Hello And Thank You

# Saying Hello and Thank You

'Hello' and 'Thank You' are two words that we often use in our day-to-day conversations. Let's learn how to say these words in different Indian languages:

Indian Languages	Hello	Thank You
1. Malayalam	Namaskaram	Nandi
2. Kannada	Enu samaachara	Dhanyavadagalu
3. Bengali	Nomashkar	Dhonyobaad
4. Tamil	Vanakkam	Nandri
5. Urdu	Assalam - o- aalyikum	Shukriya
6. Punjabi	Sat sri akaal	Tuhada dhanavada
7. Hindi	Namaste	Dhanyavaad

### Clue Box

**Hello**

(a) Namaste	(b) Assalam-o-aalyi
(c) Sat sri akaal	(d) Namaskaram
(e) Enu samaachara	(f) Vanakkam
(g) Nomashkar	

**Thank You**

(a) Dhanyavadagalu	(b) Dhanyavaad
(c) Dhonyobaad	(d) Shukriya
(e) Tuhada dhanavada	(f) Nandi
(g) Nandri	